

E1

Design Effeti

Il concetto alla base dell'E1 è quello di concedere al cliente la possibilità di realizzare composizioni che siano personalizzate, immaginate e costruite da lui stesso per occupare il suo ambiente quotidiano, utilizzando una varietà di maniglie più ergonomiche.

The E1 concept allows the client to create customised designs that are conceived and built by the user to occupy his daily space, using a variety of ergonomic handles.





Colonne realizzate con ante telaio in alluminio finitura nero opaco, vetri bronzo e laccato bianco opaco. Tutta l'isola laccato opaco bianco – top finitura Calce Antracite – blocco con vasca integrata 180x120xh23 cm e piano di lavoro da sp. 20 mm. Maniglia in estruso di alluminio a forte spessore diametro 2,8 cm a passo variabile.

Matt black aluminium framed tall units, with bronze glass and matt white lacquered finish. Matt white lacquered island, with a 20 mm Anthracite lime worktop and integrated sink (180x120xh23 cm). Extruded aluminium thick handle, 2,8 cm Ø, available with different lengths.

E1



E1



E1




E1




LAMINATO OPACO — MATT LAMINATE

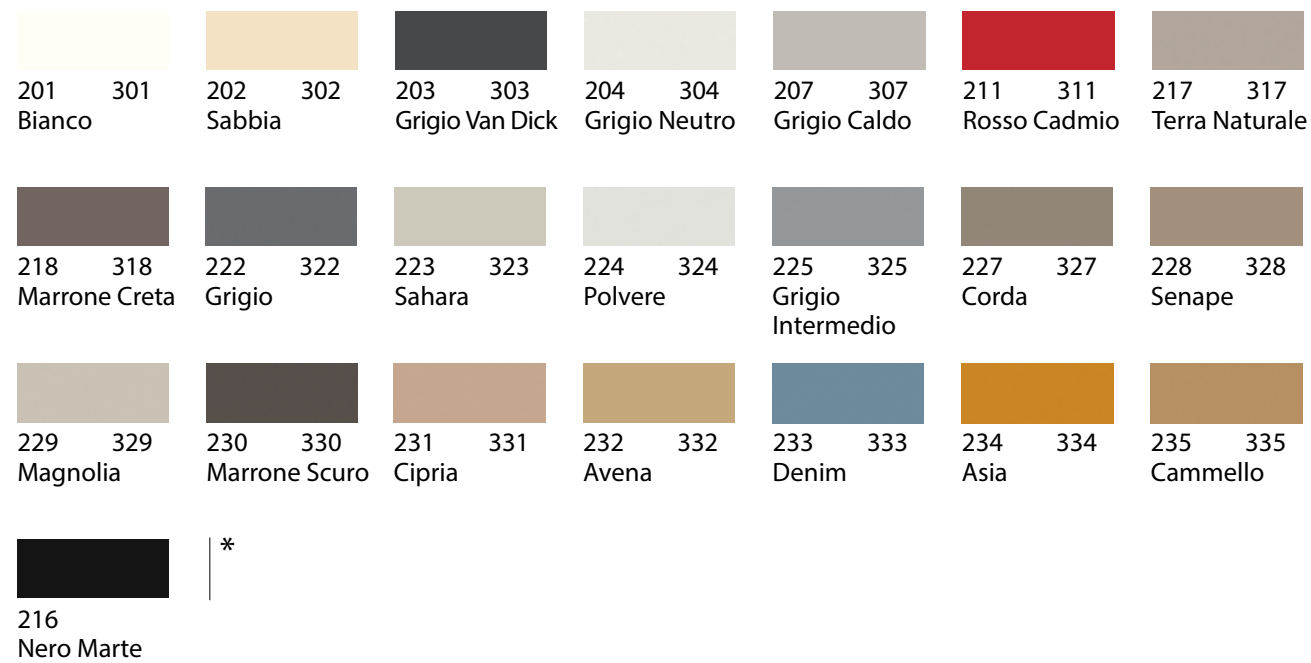
BORDO FINITURA METALLO — METAL EDGE



FENIX — FENIX



LACCATO OPACO/LUCIDO — MATT/GLOSSY LACQUERED




ESSENZA — WOOD



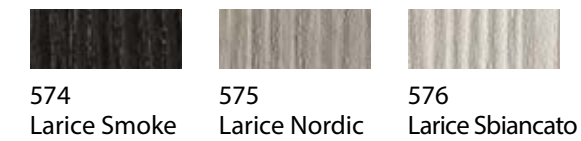
LAMINATO S05 MATT — LAMINATE S05 MATT

BORDO FINITURA ANTA — EDGE SAME COLOR OF DOOR

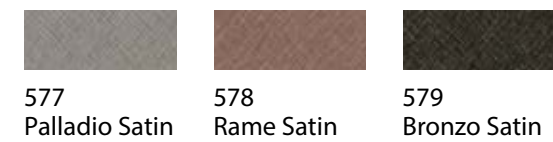


LAMINATO EFFETTO LEGNO — WOOD FINISHING LAMINATE


BORDO FINITURA ANTA — EDGE SAME COLOR OF DOOR



LAMINATO EFFETO METALLO — METAL FINISHING LAMINATE



ACCIAIO — STAINLESS STEEL



STRUTTURE — CARCASES



* Colore a campione con supplemento costo — Sample colour with additional cost

LAMINATO — LAMINATE



650
Bianco

LAMINATO STRATIFICATO — MULTILAYER LAMINATE



660
Bianco 410



661
Antracite
1830



662
Cemento
2810



663
Lavagna



664
Lamiera




665
Ossido



666
Bronzo



667
Grafite Brown



668
Gesso 410



669
Fenix Nero
Ingo 072




670
Botticino



671
Malta



672
Tortora 868



673
Fenix Bianco
Kos

FENIX — FENIX



702
Cotone




703
Smoking



704
Satin



705
Kaki



724
Grigio Bromo



748
Beige Arizona



749
Cacao Orinoco



750
Verde
Comodoro



751
Rosso Jaipur



752
Grigio Antrim

LAMINAM — LAMINAM



602
Piombo



603
Terra



604
Roccia



605
Sale



607
Calce Bianco



608
Calce Avorio



609
Calce Grigio




610
Calce Tortora




611
Calce Antracite



612
Calce Nero



613
Pietra di Savoia Perla
Bocciardata



614
Pietra di Savoia Grigia
Bocciardata



615
Pietra di Savoia Antracite
Bocciardata



616
Bianco Statuario
Venato
Lucidato




617
Calacatta Oro
Venato
Lucidato



618
Emperador
Extra
Lucidato

ACCIAIO — STAINLESS STEEL




792
Satinato



793
Vintage

HANEX — HANEX



920
Bianco

MARMO — MARBLE



801
Carrara



809
Grey Stone



812
Brown Stone



813
Emperador
Dark



814
Invisible
Light



815
Pietra
Imperiale



816
Sahara Brown

GRANITO — GRANITE




804
Nero Assoluto



810
Brown
Chocolat

SILESTONE — SILESTONE



830
Zeus Extreme



831
Tigris Send



832
Amazon




833
Unsui



834
Cemento

LAPITEC — LAPITEC



851
Bianco Polare



852
Bianco Crema



853
Grigio Piombo




854
Grigio
Cemento




857
Ebano



858
Nero Antracite



859
Bianco
Assoluto



860
Avana



861
Moca



862
Nero
Assoluto

LAMELLARE — LAMELLAR



174
Rovere



176
Rovere Wengé




177
Rovere Nero



185
Rovere
Sbiancato



186
Rovere Grigio



FINITURA ACCIAIO BK2
Stainless steel



FINITURA NERO OPACO E12
Black Matt



FINITURA ACCIAIO E13
Stainless steel



FINITURA ACCIAIO E10
Stainless steel



FINITURA BRONZO E11
Bronze



FINITURA GHISA BK3
Iron

ZOCCOLO IN ALLUMINIO. FINITURA IN TITANIO, ACCIAIO
LACCATO OPACO, LACCATO LUCIDO H.8-12-15
Aluminium plinth. Finishing in titanium, stainless steel,
matt lacquered, glossy lacquered H.8-12-15